

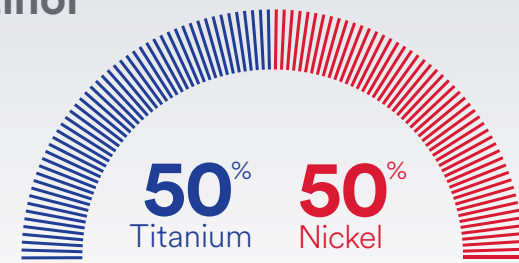
Nitinol: A Material That Matters

Nitinol, a “shape memory” metal, continuously and dynamically keeps bone compressed together during the healing process¹



Key Properties of Nitinol

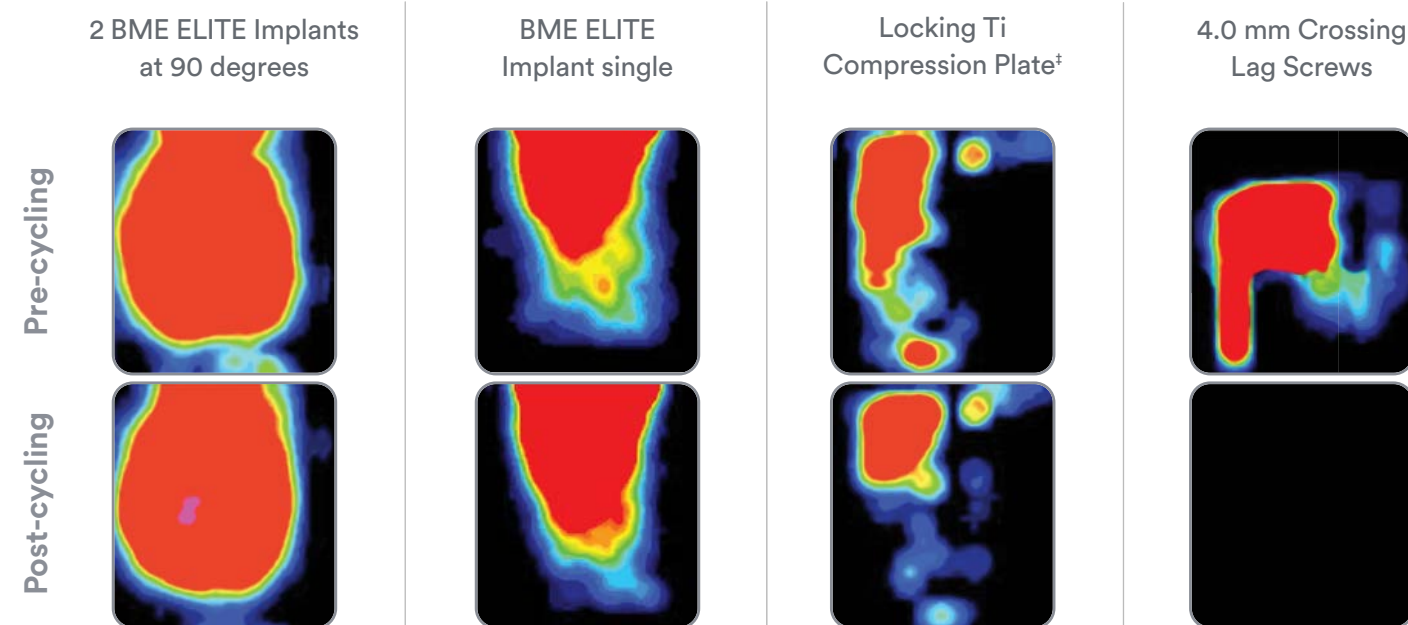
- Alloy of ~50/50 nickel/titanium²
- Superelastic material²
- Corrosion resistant³
- Biocompatible⁴



Continuous Active Compression*

Continuous Compression Implants are designed to provide long-term, dynamic compression while maintaining stability[†]

Demonstrated superior compression even after 100 stress cycles

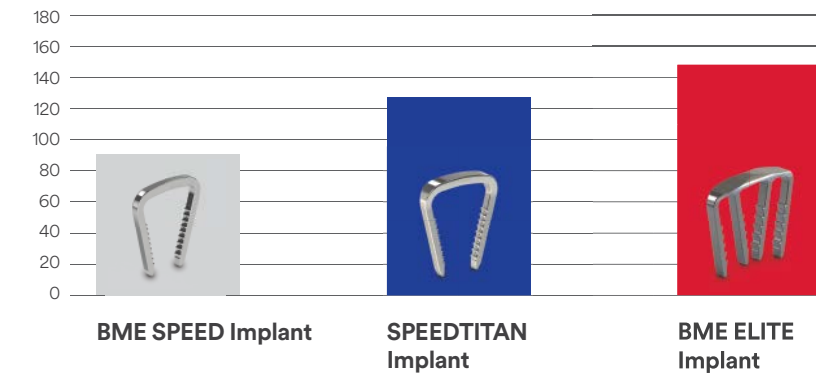


*Bench test results may not necessarily be indicative of clinical performance
[†]Similar rigidity and torsional stability as a Locking Ti Midfoot Compression Plate with 4.0 mm Lag Screw VER-132-09
[‡]Midfoot plate
 Elite Straight Pre- and Post-Cycling Tekscan Compression Test Report. 2/9/2015. Windchill Document #0000285507

Continuous Compression Implants



Compression Comparison (N)^{5*}



*Based on bridges with 15 mm width
 Bench Test results may not necessarily be indicative of clinical performance

References: 1. Construct Stability in Fatigue Testing. 7/13/2017. Windchill Document #0000285603. 2. Wu JC, Mills A, Grant KD, Wiater PJ. Fracture Fixation Using Shape-Memory (Nitinol) Staples. Orthop Clin North Am. 2019; vol. 50 (Issue 3): 367-374. 3. Converge - Galvanic Corrosion Testing. 11/17/15. Windchill Document #0000282589. 4. Biocompatibility of Nitinol. 7/31/2017. Windchill Document #0000289035. 5. Summary of Compression Tests Test Report. 11/3/2016. Windchill Document #0000289170.

Indications for Clinical Use

Fracture and osteotomy fixation and joint arthrodesis of the hand and foot.

Fixation of proximal tibial metaphysis osteotomy.

Fixation of small bone fragments (i.e. small fragments of bone that are not comminuted to the extent to preclude staple placement). These fragments may be located in long bones such as femur, fibula, and tibia in the lower extremities; the humerus, ulna, or radius in the upper extremities; the clavicle and in flat bone such as pelvis and scapula.

Clinical Examples

Hand Surgery: intracarpal and interphalangeal arthrodesis, carpal, metacarpal, and phalanges fracture or osteotomy.

Foot Surgery: bunionectomy, tibiotarsal, Lisfranc, calcaneocuboidal, and talonavicular arthrodesis, hind, mid, or forefoot bone fracture or osteotomy fixation.

General Skeletal Surgery: bone fragment retention or adjunct fracture, osteotomy or arthrodesis fixation in femur, fibula, tibia, humerus, ulna, radius, clavicle, pelvis, and scapula.

Please refer to the instructions for use for a complete list of indications, contraindications, warnings and precautions.
 Not all Products may currently be available in all markets.
 The third-party trademarks used herein are the trademarks of their respective owners.

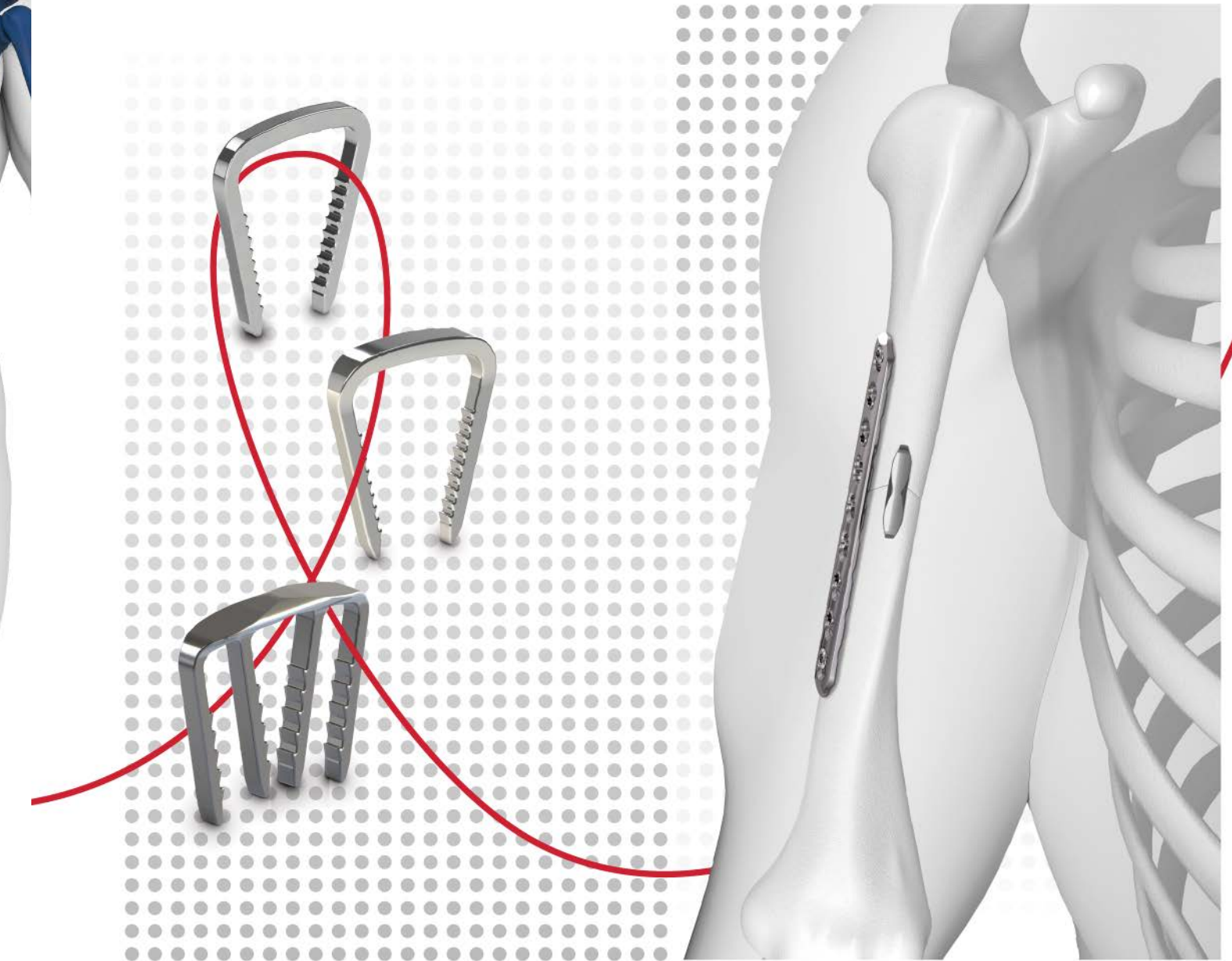


Manufactured by:
Synthes GmbH
 Eimattstrasse 3
 4436 Oberdorf
 Switzerland
 Tel: +41 32 720 40 60
 Fax: +41 32 720 66 00
depuysynthes.com

© DePuy Synthes 2020,2021. All rights reserved. 103162-210602 DSUS DV

CONTINUOUS COMPRESSION IMPLANTS

Designed with Nitinol to provide continuous, active compression



BME SPEED™ IMPLANT
SPEEDTITAN® IMPLANT
BME ELITE® IMPLANT



More Compression In More Places

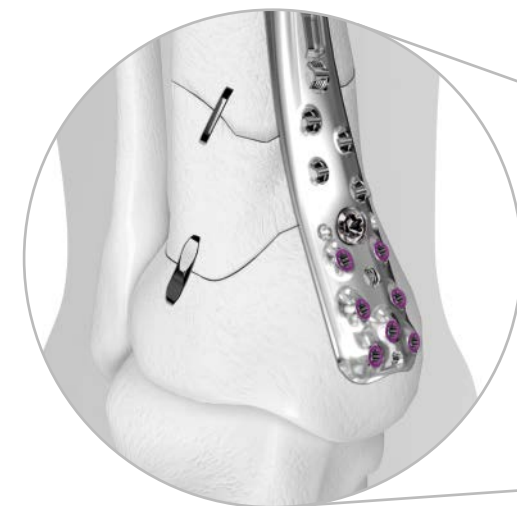
Compression for fracture fixation of the core and extremity regions



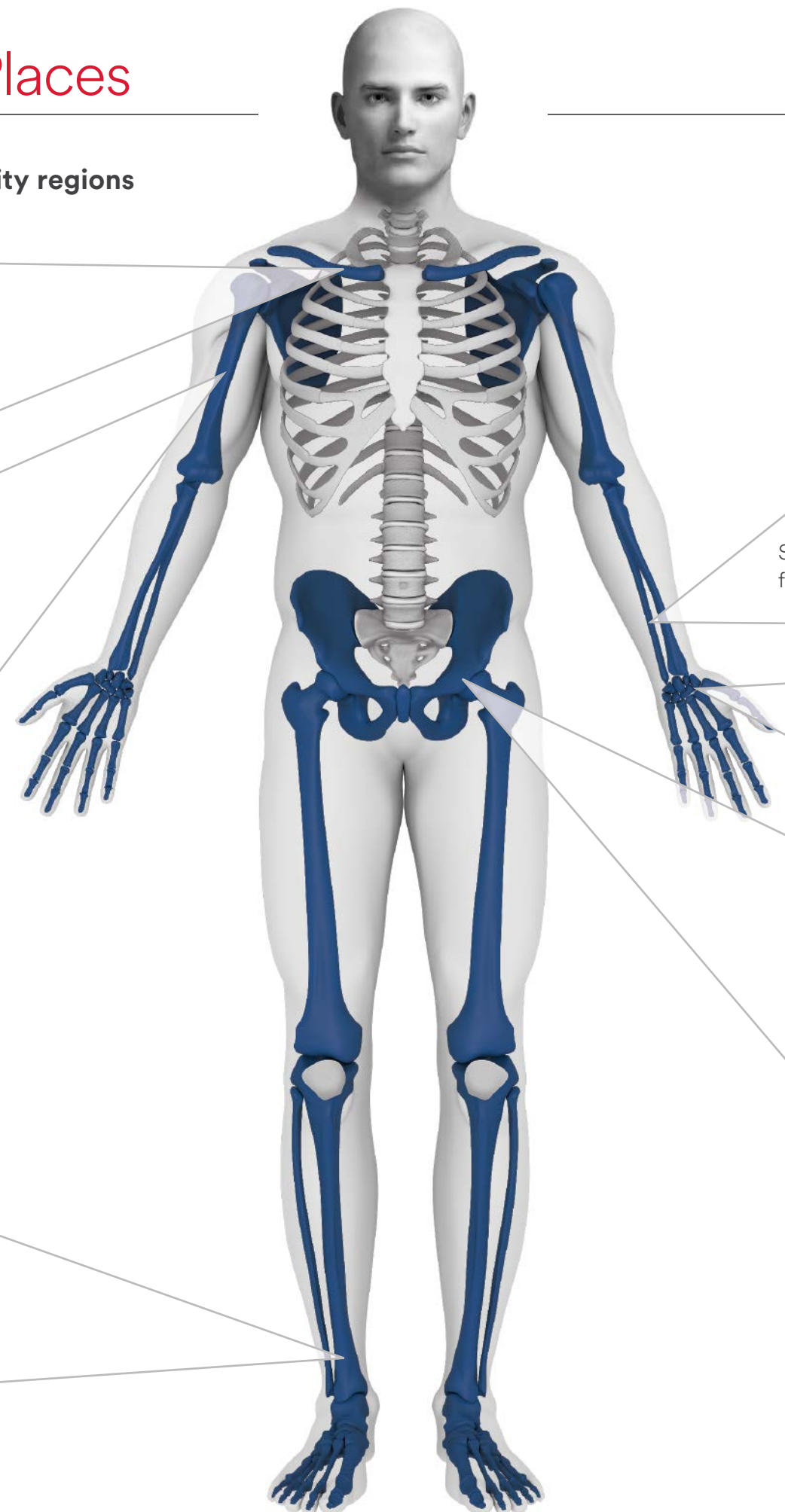
SPEEDTITAN® Implant:
transverse fracture
of the clavicle



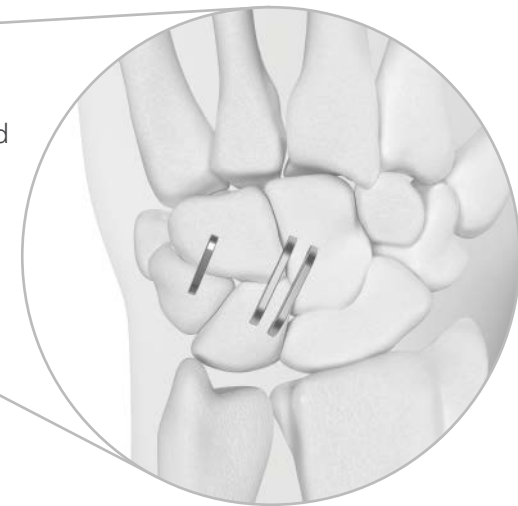
BME ELITE® Implant:
transverse fracture of
the humeral shaft



BME ELITE and
SPEEDTITAN Implants:
combined use in fractures
of the distal tibia



SPEEDTITAN Implant:
fracture of the ulnar shaft



BME SPEED™ and
SPEEDTITAN Implants: limited
intercarpal joint arthrodesis



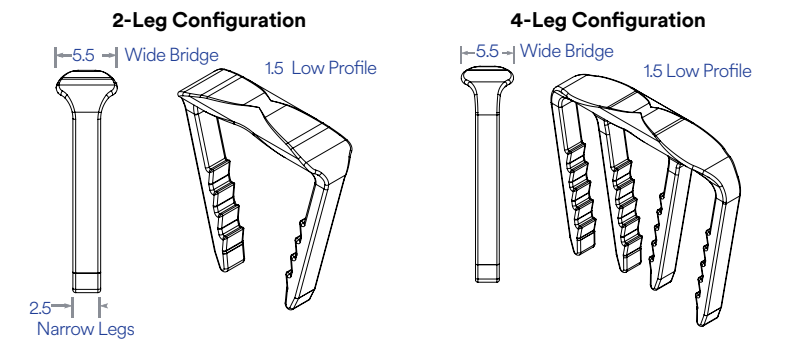
BME ELITE Implant:
disruption of pubic
symphysis

Blue represents indicated areas. Please refer to the BME SPEED, SPEEDTITAN, and BME ELITE Implant IFU for a full list of indications and contraindications.

BME ELITE Implant

Designed to provide Compression for General Trauma Applications

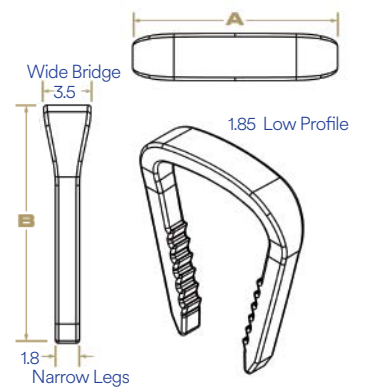
Implants	Bridge*	Legs*	Number of Legs
EL-1515S2	15	15	2
EL-1815S2	18	15	2
EL-1818S2	18	18	2
EL-2015S2	20	15	2
EL-2020S2	20	20	2
EI-2520S2	25	20	2
EL-2520S4	25	20	4
EL-3020S4	30	20	4



SPEEDTITAN Implant

Designed to provide Compression for General Trauma Applications and in Smaller Bone Structures

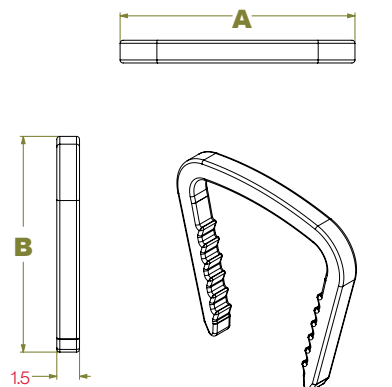
Implants	Bridge A*	Legs B*	Implants	Bridge A*	Legs B*
SE-1515TI	15	15	SE-2015TI	20	15
SE-1815TI	18	15	SE-2020TI	20	20
SE-181815TI	18	18/15	SE-2520TI	25	20
SE-1818TI	18	18			



BME SPEED implant

Designed to provide Compression in Smaller Bone Structures

Implants	Bridge A*	Legs B*	Implants	Bridge A*	Legs B*
SE-0907	09	07	SE-1310	13	10
SE-0910	09	10	SE-1312	13	12
SE-1108	11	08	SE-131513	13	15/13
SE-1110	11	10	SE-1510	15	10
SE-111513	11	15/13	SE-1512	15	12
SE-1308	13	08			



*All sizes in millimeters