


# Megadyne™

## MEGADYNE™ Telescoping Soft Tissue Dissector

# Powered by GEM

### Less thermal damage<sup>1</sup> and a flexible working length



#### Less instrument exchange vs. scalpel

- This **multifunctional tool** can be used for incision, dissection and coagulation, which may increase surgical efficiency<sup>3</sup>
- Can eliminate the need for a surgical scalpel in the OR, **removing a risk for sharps injuries<sup>4</sup>**



#### Less need to exchange electrodes

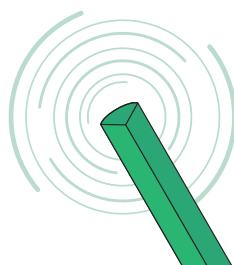
- **Telescoping shaft** for access to deep surgical cavities<sup>5</sup>

<sup>1</sup> In ACE Mode vs. standard monopolar electrosurgery: In a preclinical porcine model on abdominal wall dermis that measured thermal damage via histology (p<0.05). (075571-190301) <sup>2</sup> (100924-181017) <sup>3</sup> (075573-190306) <sup>4</sup> In a clinical study vs. cold steel scalpel that demonstrated noninferior wound healing/scar formation via the Patient Scar Assessment Scale (PSAS) (p<0.0001). Lee BJ, et al. Advanced Cutting Effect System versus Cold Steel Scalpel: Comparative Wound Healing and Scar Formation in Targeted Surgical Applications. Plast Reconstr Surgery Glob Open. 2014;2(10). (075570-190305) <sup>5</sup> (100925-190429)

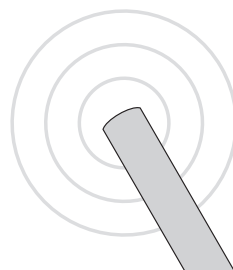
## The GEM difference

### GEM Technology

- **Power delivered fluctuates** based on tissue impedance, which was designed for less thermal damage<sup>1</sup>
- Achieves a **scalpel-like cutting effect** with significantly less thermal damage<sup>2</sup>



VS.



### Standard monopolar electrocautery

- **Constant power** delivers the same amount of energy regardless of tissue impedance
- Associated with **significantly more thermal damage** than MEGADYNE™ Soft Tissue Dissectors powered by GEM Technology<sup>3</sup>

## Ordering information

The MEGADYNE™ MEGA POWER™ Generator in ACE Mode or MEGADYNE™ Electrocautery Generator in GEM Mode is required to obtain the scalpel-like cutting effects of GEM Technology.

### MEGADYNE™ Telescoping Soft Tissue Dissector

Code	Blade length	Blade type	Soft tissue dissector	Cord length	Connector type	Quantity per sales unit
ME725IT	2.5 inches	Standard	Telescoping non-smoke evacuation	10 feet	Universal	6
ME725MIT	2.5 inches	Modified	Telescoping non-smoke evacuation	10 feet	Universal	6

### How to order

All purchase orders are made to Johnson & Johnson Health Care Systems, Inc. (JJHCS).

If you want to order direct, you may order electronically (online) at:

- <https://us.jjcustomerconnect.com> or **1-866-565-4283**
- **Electronic Data Interchange (EDI) Helpline: 1-800-262-2888**

Or, to place a non-electronic (manual) order, contact Johnson & Johnson Health Care Systems Inc. at 1-800-255-2500 between 8:30 a.m. and 6:30 p.m. (Eastern Standard Time) or fax us at 1-732-562-2212.

### Customer support

For product use assistance, clinical guidelines, service and repair, emergency assistance, copy of a 510(k) clearance letter, or complaints, please contact our Customer Support Center by calling 877-ETHICON (384-4266). Our support center is staffed 24 hours a day, 7 days a week by qualified nurses to answer your product-related questions.

**For more information, visit: [ethicon.com](http://ethicon.com)**

<sup>1</sup> Based on proprietary GEM Technology and preclinical porcine testing on abdominal wall dermis that measured thermal damage via histology (p<0.05). GEM Technology and test results are achieved when used on the Megadyne Mega Power generator in GEM Mode only. (083164-190305) <sup>2</sup> Based on proprietary GEM Technology and preclinical porcine testing on abdominal wall dermis that measured thermal damage via histology (p<0.05). GEM Technology and test results are achieved when used on the Megadyne Mega Power generator in GEM Mode only. (083165-190306) <sup>3</sup> In ACE Mode vs. standard monopolar electrocautery: In a preclinical porcine model on abdominal wall dermis that measured thermal damage via histology (p<0.05). (075571-190301)