


Echelon Circular™

BACKED BY A
BODY OF EVIDENCE

Optimised perfusion¹. Reduced leaks at the staple line¹.

ECHELON CIRCULAR™ Powered Stapler



ETHICON
PART OF THE *Johnson & Johnson* FAMILY OF COMPANIES

Shaping
the future
of surgery

¹ Benchtop testing in porcine tissue ≤ 30 mmHg (26mmHg average pressure experienced during intra-operative leak test), comparing Ethicon CDH29P to Medtronic EEA2835 ($p < 0.001$) and preclinical perfusion model, in which perfusion was not significantly different between devices.

Claims compared to Medtronic DST Series™ EEA™ Stapler

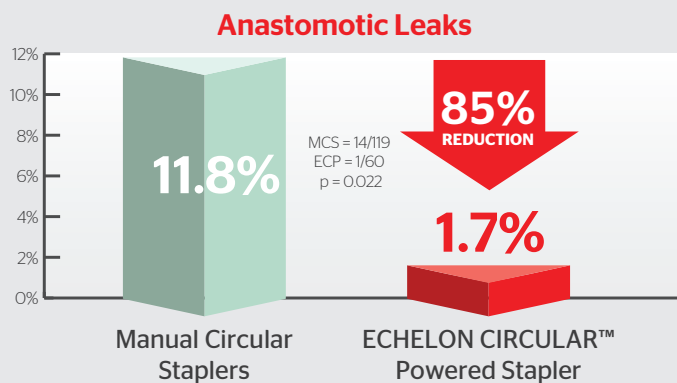
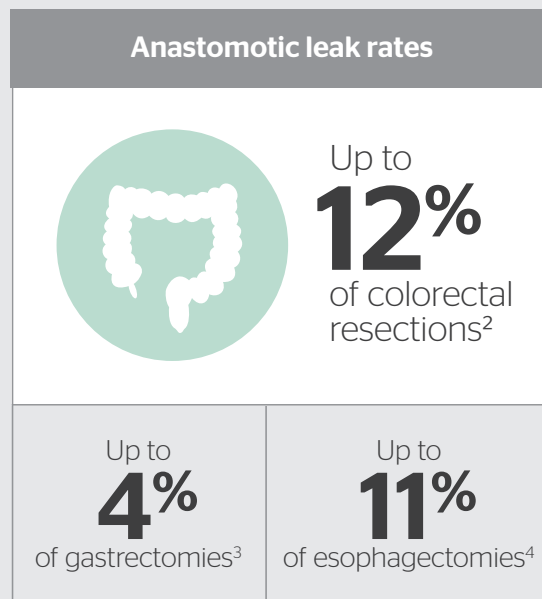
Designed for creating a secure anastomosis

Your goal: the best stapling outcomes even in the most challenging cases

Tissue tension, poor blood supply and variable tissue thickness can compromise the anastomosis and lead to significant complications. Among complications, **anastomotic leaks are a dominant surgical concern due to their high mortality risk.**

ECHELON CIRCULAR™ Powered Stapler with two innovative stapling technologies

The cause of anastomotic leaks is multi-factorial, including both patient and surgical factors. With two technologies, the ECHELON CIRCULAR Powered Stapler addresses device-to-tissue interaction and device-to-user interaction to reduce leaks at the staple line without compromising perfusion.¹



While leaks are multifactorial, this stapler demonstrated the following in two clinical studies:

- **1.8% anastomotic leak rate⁵** in a multi-site, multi-country clinical study
- **1.7% anastomotic leak rate** in a single institution clinical study, which represented an **85% reduction compared to manual circular staplers⁶** (1.7% v. 11.8%, p=0.02)


¹ Benchtop testing in porcine tissue ≤ 30 mmHg (26mmHg average pressure experienced during intra-operative leak test), comparing Ethicon CDH29P to Medtronic EEA2835 (p<0.001) and preclinical perfusion model, in which perfusion was not significantly different between devices. ² Koianka T, Kevin M, Martin W, et al. Identifying Important Predictors for Anastomotic Leak After Colon and Rectal Resection. Annals of Surgery. 2013; 257: 108. ³ Oh SJ, Choi WB, Song J, et al. Complications requiring reoperation after gastrectomy for gastric cancer: 17 years experience in a single institute. J Gastrointest Surg. 2009; 13:239. ⁴ Kassis E, Kosinski A, Ross P, et al. Predictors of anastomotic leak after esophagectomy: an analysis of the society of thoracic surgeons general thoracic database. Ann Thorac Surg. 2013; 96:1919. ⁵ A Prospective, Multi Center Evaluation of the ECHELON CIRCULAR Powered Stapler in Left-Sided Colorectal Anastomoses, N=168. ⁶ Impact of the Novel Powered Circular Stapler on Risk of Anastomotic Leakage in Colorectal Anastomosis. A Propensity Score-Matched Study. [ECHELON CIRCULAR 17% (1/60) vs. manual circular 11.8% (14/119), p=0.022]

A better way to staple

ECHELON CIRCULAR demonstrated a **1.8% anastomotic leak rate**¹ in a multi-site, multi-country clinical study. In a separate clinical study, it demonstrated a **1.7% anastomotic leak rate**, which was an **85% reduction** compared to manual circular staplers (1.7% v. 11.8%, p=0.02).²

- 3D Stapling Technology **evenly distributed compression**³
- Gripping Surface Technology provided **gentler handling** with a 33% reduction in compressive forces on tissue⁴
- The combination of 3D Stapling Technology and Gripping Surface Technology **optimized perfusion and reduced leaks at the staple line**⁵

Built on a powered firing platform, the ECHELON CIRCULAR Powered Stapler had 37% less movement at the distal tip for increased stability.⁶

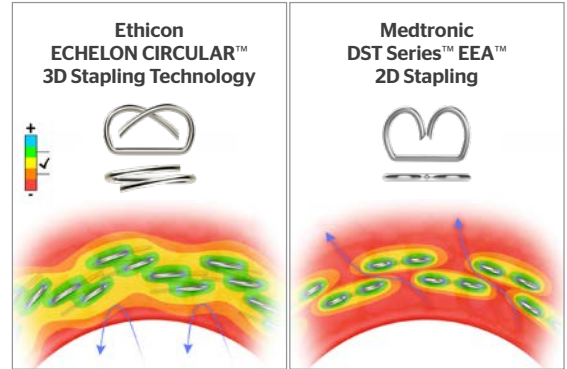


1 A Prospective, Multi Center Evaluation of the ECHELON CIRCULAR Powered Stapler in Left-Sided Colorectal Anastomoses, N=168. **2** Impact of the Novel Powered Circular Stapler on Risk of Anastomotic Leakage in Colorectal Anastomosis. A Propensity Score-Matched Study. [ECHELON CIRCULAR 1.7% (1/60) vs. manual circular 11.8% (14/119), p=0.022]. **3** Staple line analysis in benchtop testing, comparing Ethicon CDH25P to Medtronic EEA2535. **4** Benchtop testing on porcine colon, comparing Ethicon CDH29P to Medtronic EEA2835, p<0.001. **5** Benchtop testing in porcine tissue ≤ 30 mmHg (26mmHg average pressure experienced during intra-operative leak test), comparing Ethicon CDH29P to Medtronic EEA2835 (p<0.001) and preclinical perfusion model, in which perfusion was not significantly different between devices. **6** Users firing in a porcine model, comparing Ethicon CDH29P to Medtronic EEA2835, p=0.003.

Combining technologies to reduce leaks at the staple line

3D Stapling Technology

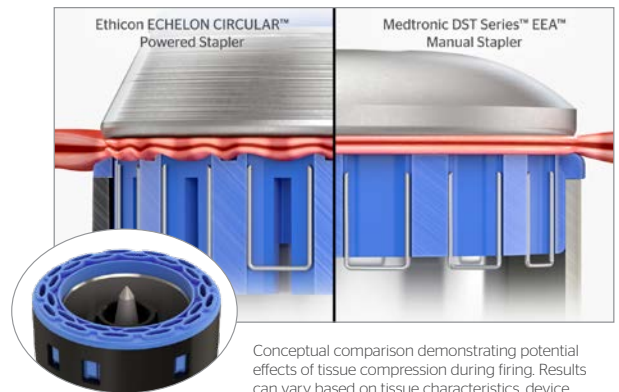
- Designed with offset closure of the staple legs, 3D Stapling Technology **evenly distributed compression throughout the anastomosis.**¹
- Reduced potential leak paths.¹



Conceptual comparison demonstrating potential effects of tissue compression during firing. Results can vary based on tissue characteristics, device design, techniques and other factors.

Gripping Surface Technology

- Atraumatic Gripping Surface Technology **gives precise compression only where it is needed**² to prepare the tissue for staple formation.
- Provided gentler handling with a 33% reduction in compressive forces on tissue.²



Conceptual comparison demonstrating potential effects of tissue compression during firing. Results can vary based on tissue characteristics, device design, techniques and other factors.

Powered firing platform

- Push button firing delivered 37% less movement at the distal tip for **increased stability**³
- Reduced force to fire by 97%⁴
- Is designed to help minimize variation in usage and standardize performance across users

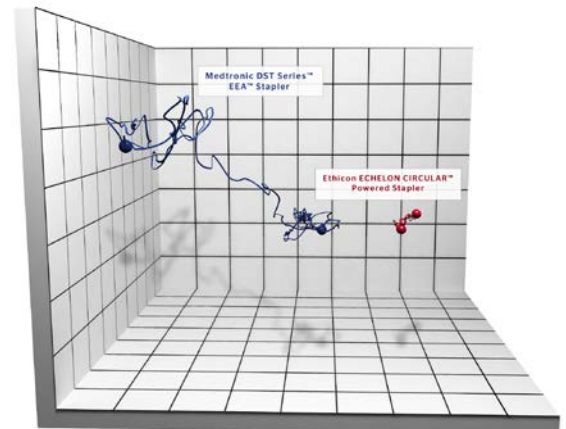


Illustration depicts actual paths of tip movement during testing—each cube represents a space measuring 5mm

A stapling solution that **optimised perfusion and reduced leaks at the staple line**¹

The ECHELON CIRCULAR Powered Stapler is designed for creating the anastomosis in colorectal, gastric and thoracic procedures. An innovative combination of technologies that reduced leaks without compromising perfusion.¹

BACKED BY A
BODY OF EVIDENCE



ECHELON > a better way to staple

3gef6SfS, <aZ` ea` ~ <aZ` ea` ? W[US^Bfk >fVi #Z =ZSdfag_ DaSVt @adZ DKVW@EI \$##%
 @W LV&S` V, <aZ` ea` ~ <aZ` ea` /@W LV&S` Vfi>fVi' ") ? t Wellington Highway, Mt Wellington, Auckland

¹ Benchtop testing in porcine tissue ≤ 30 mmHg (26mmHg average pressure experienced during intra-operative leak test), comparing Ethicon CDH29P to Medtronic EEA2835 (p<0.001) and preclinical perfusion model, in which perfusion was not significantly different between devices.

For complete indications, contraindications, warnings, precautions, and adverse reactions, please reference full package insert.

The third-party trademarks used herein are trademarks of their respective owners.

©2021 Ethicon, Inc. All rights reserved. 059214-200820, 132013-200209 Feb 2021

Claims compared to Medtronic DST Series™ EEA™ Stapler