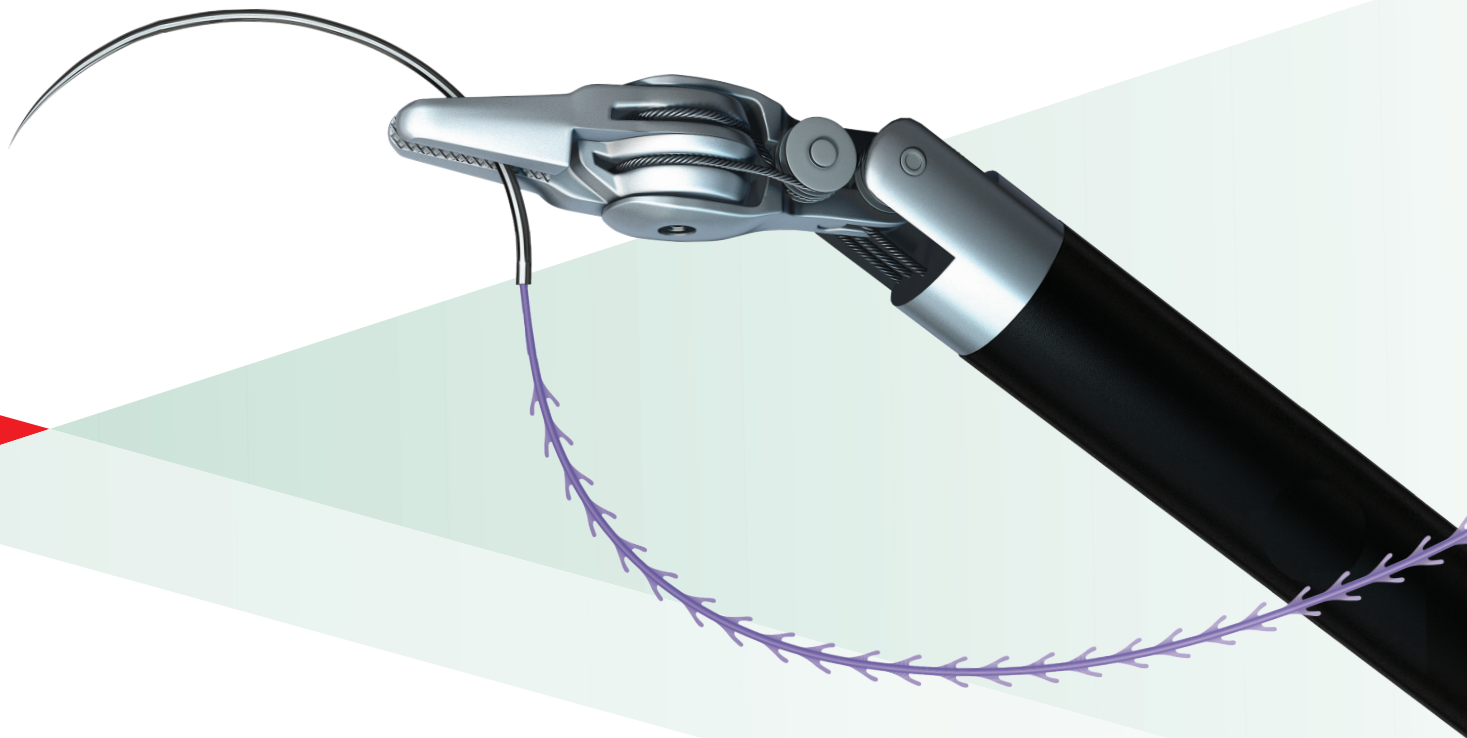


Stratafix™

STRATAFIX™ Knotless Tissue Control Device

Most comprehensive portfolio of barbed sutures for robotic surgery



- **100+ codes** in a variety of lengths and sizes for laparoscopic and robotic procedures
- **Three anchor technologies** for maximum versatility
- **Only barbed suture** appropriate for closing high-tension areas, such as **fascia**^{1,2*}
- Available in **short-term, long-term, and non-absorbable polymers** for multiple tissue types
- Paired with **premium Ethicon needles**^{3,4}



ETHICON
PART OF THE *Johnson & Johnson* FAMILY OF COMPANIES


*Applies only to STRATAFIX™ Symmetric PDS™ Plus Knotless Tissue Control Device. The third-party trademarks used herein are trademarks of their respective owners.

STRATAFIX™ Symmetric PDS™ Plus Knotless Tissue Control Devices

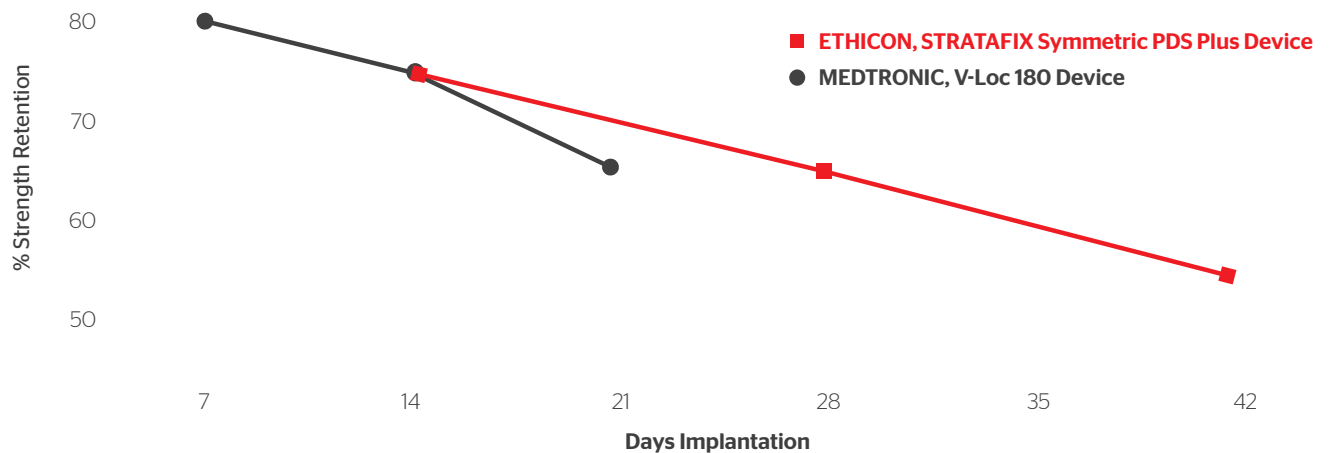
Fixation tab has less than one-third the mass of a traditional PDS® Plus Antibacterial (polydioxanone) Suture 5-throw knot tower⁵

Superior tissue-holding strength²

- **39% stronger in fascia** than Coated VICRYL® (polyglactin 910) Suture
- **15% stronger in subcutaneous tissue** than Medtronic's V-Loc™ 180 Absorbable Wound Closure Device, which is made from Maxon™ Suture



EXTENDED WOUND-HOLDING SUPPORT—6 WEEKS VS. 3 WEEKS FOR V-LOC™ 180 DEVICE^{1,6}



The only triclosan-coated barbed sutures

Triclosan-coated sutures are supported by a growing number of health authorities around the world^{13-17*}

United States

Centers for Disease Control and Prevention (CDC)

American College of Surgeons & Surgical Infection Society (ACS & SIS)

International

World Health Organization (WHO)

UK

National Institute for Health and Care Excellence (NICE)


Germany

Robert Koch Institute

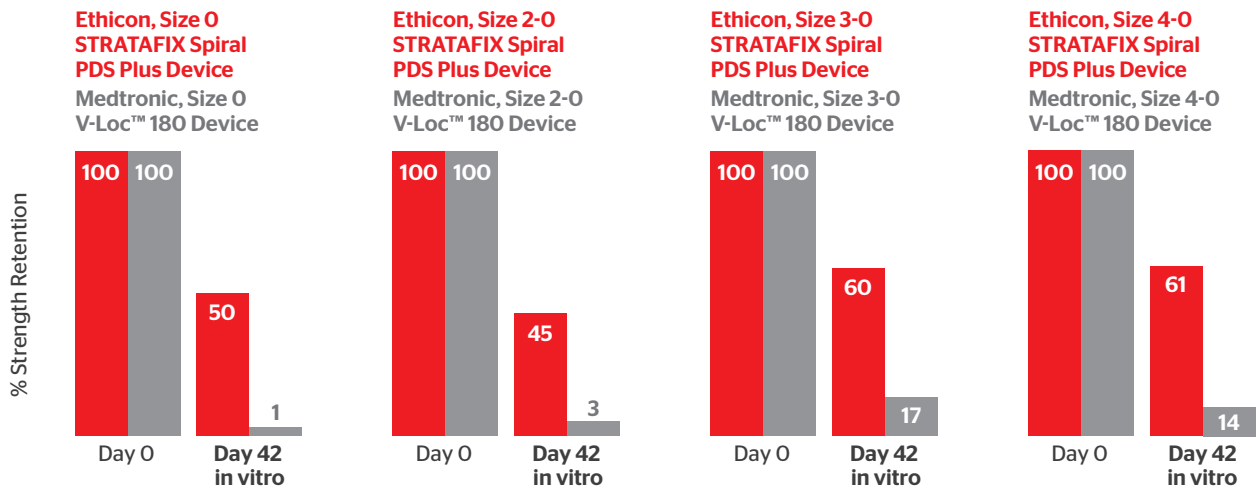
*CDC, WHO, ACS/SIS, NICE, and RKI guidelines on reducing the risk of surgical site infections are general to triclosan-coated sutures and are not specific to any one brand. The third-party trademarks used herein are trademarks of their respective owners.

STRATAFIX™ Spiral Knotless Tissue Control Devices

- Come in a broad range of **unidirectional and bidirectional** designs
- Offer the smooth glide of traditional suture without the need to tie knots⁷⁻¹¹



GREATER LONG-TERM STRENGTH RETENTION (6 WEEKS) VS. V-LOC™ 180 DEVICE (3 WEEKS)^{6,12}



available worldwide



Available in Spiral Plus and Symmetric Plus codes

STRATAFIX Symmetric PDS Plus Device

◀ 11 days against *E. coli*, 23 days against *S. aureus*¹⁸

V-Loc™ Wound Closure Device

In vitro activity:

- No protection against *E. coli*
- No protection against *S. aureus*

Triclosan has in vitro activity that inhibits bacterial colonization of the suture. For illustration purposes only.




STRATAFIX™ Knotless Tissue Control Devices




Maximum versatility for a variety of procedures—enabled through an array of anchor designs (Symmetric and Spiral), polymers (PDS®, MONOCRYL®, and polypropylene), and needle types



General Surgery

VENTRAL HERNIA

FASCIA									
Polymer (Color)	Needle	Length (in)	Length (cm)	4-0	3-0	2-0	0	1	Min Trocar Size*
Symmetric PDS Plus (Dyed)	CT-1, 36 mm, 1/2 Circle Taper Point 	6	15				SXPP1A418 SXPP1A425 SXPP1A433	SXPP1A420 SXPP1A435	12
		9	23						
		12	30						
Symmetric PDS Plus (Dyed)	UR-6, 26 mm, 5/8 Circle Taper Point 	6	15				SXPP1A447		11
Symmetric PDS Plus (Dyed)	CT-2, 26 mm, 1/2 Circle Taper Point 	6	15				SXPP1A446	SXPP1A419	8
		9	23						

MESH FIXATION									
Polymer (Color)	Needle	Length (in)	Length (cm)	4-0	3-0	2-0	0	1	Min Trocar Size*
Spiral Polypropylene (Undyed)	CT-1, 36 mm, 1/2 Circle Taper Point 	9 x 9	23 x 23					SXPL2B400	12
Spiral Polypropylene (Undyed)	SH-1, 22 mm, 1/2 Circle Taper Point 	12	30			SXPL1B400			8
Spiral Polypropylene (Undyed)	CT-3, 22 mm, 1/2 Circle Taper Point 	5 x 5	14 x 14				SXPL2B401		8










*Pertains to Ethicon trocar sizes.






OB/GYN Surgery

HYSTERECTOMY









VAGINAL CUFF									
Polymer (Color)	Needle	Length (in)	Length (cm)	4-0	3-0	2-0	0	1	Min Trocar Size*
Symmetric PDS Plus (Dyed)	CT-1, 36 mm, 1/2 Circle Taper Point 	6	15			SXPP1A416	SXPP1A418		12
		9	23			SXPP1A423	SXPP1A425		
		12	30			SXPP1A432	SXPP1A433		
Symmetric PDS Plus (Dyed)	V-34, 36 mm, 1/2 Circle TAPERCUT® Surgical Needle 	9	23				SXPP1A426		12
Symmetric PDS Plus (Dyed)	V-7, 26 mm, 1/2 Circle TAPERCUT Needle 	9	23			SXPP1A424			11
Symmetric PDS Plus (Dyed)	CT-2, 26 mm, 1/2 Circle Taper Point 	9	23			SXPP1A422	SXPP1A446		8
Spiral PDS Plus (Dyed)	CT-1, 36 mm, 1/2 Circle Taper Point 	9	23			SXPP1B456	SXPP1B455		12
Spiral PDS Plus (Dyed)	V-34, 36 mm, 1/2 Circle TAPERCUT® Surgical Needle 	9	23			SXPP1B458	SXPP1B457		12
Spiral PDS Plus (Dyed)	CT-2, 26 mm, 1/2 Circle Taper Point 	9	23			SXPP1B432			8

MYOMECTOMY

UTERUS									
Polymer (Color)	Needle	Length (in)	Length (cm)	4-0	3-0	2-0	0	1	Min Trocar Size*
Symmetric PDS Plus (Dyed)	CT-1, 36 mm, 1/2 Circle Taper Point 	9	23			SXPP1A423	SXPP1A425		12
		12	30			SXPP1A432	SXPP1A433		
Symmetric PDS Plus (Dyed)	V-34, 36 mm, 1/2 Circle TAPERCUT® Surgical Needle 	9	23				SXPP1A426		12
Symmetric PDS Plus (Dyed)	CT-2, 26 mm, 1/2 Circle Taper Point 	9	23			SXPP1A422	SXPP1A446		8



MYOMECTOMY





UTERUS									
Polymer (Color)	Needle	Length (in)	Length (cm)	4-0	3-0	2-0	0	1	Min Trocar Size*
Spiral PDS Plus (Dyed)	V-34, 36 mm, 1/2 Circle TAPERCUT® Surgical Needle		9 12	23 30			SXPP1A426 SXPP1B404		12
Spiral PDS Plus (Dyed)	CT-1, 36 mm, 1/2 Circle Taper Point		6 12	15 30		SXPP1B409 SXPP1B410			12
Spiral PDS Plus (Dyed)	V-7, 26 mm, 1/2 Circle TAPERCUT Needle		9 12	23 30		SXPP1A424 SXPP1B418			11
Spiral MONOCRYL Plus (Undyed)	PS-1, 24 mm, 3/8 Circle Reverse Cutting		12	30		SXMP1B101			8
Spiral PDO (Dyed)	MH, 36 mm, 1/2 Circle Taper Point		3 x 3 5 x 5	7 x 7 14 x 14		SXPD2B406 SXPD2B407	SXPD2B409		12
Spiral PDO (Dyed)	CT-1, 36 mm, 1/2 Circle Taper Point		5 x 5	14 x 14				SXPD2B401	12
Spiral PDO (Dyed)	SH, 26 mm, 1/2 Circle Taper Point		4 x 4 5 x 5	10 x 10 14 x 14		SXPD2B413 SXPD2B414			11
Spiral PDO (Dyed)	CT-3, 22 mm, 1/2 Circle Taper Point		5 x 5	14 x 14			SXPD2B404		8

*Pertains to Ethicon trocar sizes.






Bariatric and Upper GI Surgery

NISSEN FUNDOPLICATION

GASTRIC FUNDUS PPLICATION									
Polymer (Color)	Needle	Length (in)	Length (cm)	4-0	3-0	2-0	0	1	Min Trocar Size*
Spiral PDS Plus (Dyed)	CT-1, 36 mm, ½ Circle Taper Point 	6 12	15 30			SXPP1B409 SXPP1B410	SXPP1B406 SXPP1B450	SXPP1B429	12
Spiral PDO (Dyed)	MH, 36 mm, ½ Circle Taper Point 	3 x 3 5 x 5	7 x 7 14 x 14			SXPD2B406 SXPD2B407	SXPD2B409		12
Spiral PDO (Dyed)	CT-3, 22 mm, ½ Circle Taper Point 	5 x 5	14 x 14				SXPD2B404		8
Spiral PDO (Dyed)	SH, 26 mm, ½ Circle Taper Point 	4 x 4 5 x 5	10 x 10 14 x 14			SXPD2B413 SXPD2B414			11

HIATAL AND PARAESOPHAGEAL HERNIA

CRURA									
Polymer (Color)	Needle	Length (in)	Length (cm)	4-0	3-0	2-0	0	1	Min Trocar Size*
Spiral Polypropylene (Undyed)	SH-1, 22 mm, 1/2 Circle Taper Point 	12	30			SXPL1B400			8
Spiral Polypropylene (Undyed)	CT-3, 22 mm, ½ Circle Taper Point 	5 x 5	14 x 14				SXPL2B401		8
Spiral Polypropylene (Undyed)	CT-1, 36 mm, ½ Circle Taper Point 	9 x 9	23 x 23					SXPL2B400	12



GASTRECTOMY









OVERSEW STAPLE LINE (STOMACH)									
Polymer (Color)	Needle	Length (in)	Length (cm)	4-0	3-0	2-0	0	1	Min Trocar Size*
Symmetric PDS Plus (Dyed)	SH, 26 mm, ½ Circle Taper Point	6 9 12	15 23 30		SXPP1A413	SXPP1A414 SXPP1A421 SXPP1A431			11
Symmetric PDS Plus (Dyed)	CT-1, 36 mm, ½ Circle, Taper Point	9 12	23 30			SXPP1A423 SXPP1A432	SXPP1A425 SXPP1A433		12
Symmetric PDS Plus (Dyed)	CT-2, 26 mm, ½ Circle Taper Point	9	23			SXPP1A422	SXPP1A446		8
Spiral PDO (Dyed)	CT-3, 22 mm, ½ Circle Taper Point	5 x 5	14 x 14				SXPD2B404		8
Spiral PDO (Dyed)	MH, 36 mm, ½ Circle Taper Point	5 x 5	14 x 14				SXPD2B409		12

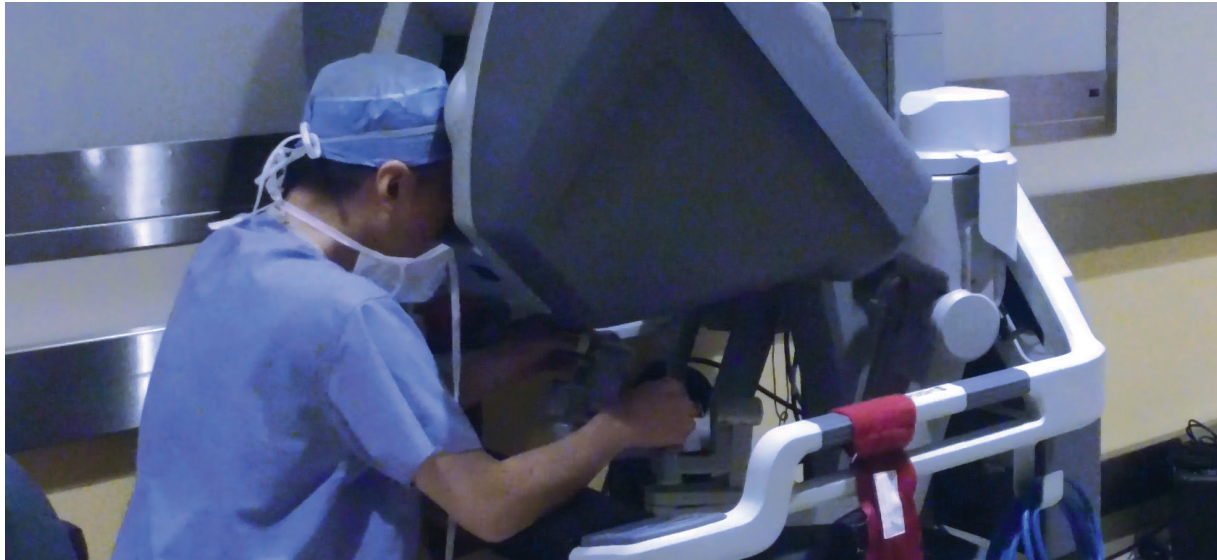
*Pertains to Ethicon trocar sizes.












Urologic Surgery

PROSTATECTOMY

URETHROVESICAL ANASTOMOSIS (BLADDER-URETHRA ANASTOMOSIS)									
Polymer (Color)	Needle	Length (in)	Length (cm)	4-0	3-0	2-0	0	1	Min Trocar Size*
Spiral PDS Plus (Dyed)	CT-1, 36 mm, 1/2 Circle Taper Point 	6 12	15 30			SXPP1B409 SXPP1B410	SXPP1B406 SXPP1B450		12
Spiral PDS Plus (Dyed)	CT-2, 26 mm, 1/2 Circle Taper Point 	6	15			SXPP1B413			8
Spiral PDS Plus (Dyed)	SH, 26 mm, 1/2 Circle Taper Point 	6	15		SXPP1B420				11
Spiral PDS Plus (Dyed)	RB-1, 17 mm, 1/2 Circle Taper Point 	6	15		SXPP1B422				8
Spiral MONOCRYL Plus (Undyed)	SH, 26 mm, 1/2 Circle Taper Point 	9	23		SXMP1B427	SXMP1B409			8
Spiral PDO (Dyed)	CT-3, 22 mm, 1/2 Circle Taper Point 	5 x 5	14 x 14				SXPD2B404		8
Spiral PDO (Dyed)	MH, 36 mm, 1/2 Circle Taper Point 	3 x 3 5 x 5	7 x 7 14 x 14			SXPD2B406 SXPD2B407	SXPD2B409		12
Spiral PDO (Dyed)	SH, 26 mm, 1/2 Circle Taper Point 	4 x 4 5 x 5	10 x 10 14 x 14			SXPD2B413 SXPD2B414			11



NEPHRECTOMY/PARTIAL NEPHRECTOMY

ORGAN/RENORRHAPHY (KIDNEY CLOSURE ON PARTIAL NEPHRECTOMY)									
Polymer (Color)	Needle	Length (in)	Length (cm)	4-0	3-0	2-0	0	1	Min Trocar Size*
Spiral PDS Plus (Dyed)	V-34, 36 mm, 1/2 Circle TAPERCUT® Surgical Needle		12	30			SXPP1B404		12
Spiral PDS Plus (Dyed)	V-7, 26 mm, 1/2 Circle TAPERCUT Needle		12	30			SXPP1B418		8
Spiral PDS Plus (Dyed)	CT-1, 36 mm, 1/2 Circle Taper Point		6 12	15 30			SXPP1B409 SXPP1B410		12
Spiral MONOCRYL Plus (Undyed)	CT-1, 36 mm, 1/2 Circle Taper Point		12	30			SXMP1B412		12
Spiral MONOCRYL Plus (Undyed)	SH, 26 mm, 1/2 Circle Taper Point		9	23			SXMP1B409		11
Spiral PDO (Dyed)	MH, 36 mm, 1/2 Circle Taper Point		3 x 3 5 x 5	7 x 7 14 x 14			SXPD2B406 SXPD2B407	SXPD2B409	12
Spiral PDO (Dyed)	CT-1, 36 mm, 1/2 Circle Taper Point		5 x 5	14 x 14				SXPD2B401	12
Spiral PDO (Dyed)	CT-3, 22 mm, 1/2 Circle Taper Point		5 x 5	14 x 14			SXPD2B404		8
Spiral PDO (Dyed)	SH, 26 mm, 1/2 Circle Taper Point		4 x 4 5 x 5	10 x 10 14 x 14			SXPD2B413 SXPD2B414		11

*Pertains to Ethicon trocar sizes.



For more information contact your Ethicon representative, visit Ethicon.com, or call 1-800-255-2500.

For complete indications, contraindications, warnings, precautions, and adverse reactions, please reference full package insert.

References: **1.** STRATAFIX™ Symmetric PDS™ Plus Knotless Tissue Control Device Instructions for Use. Ethicon, Inc. **2.** Nonnenmann H. Time Zero Tissue Holding - Competitive Claims Comparisons for STRATAFIX Knotless Tissue Control Devices vs Various Products (100326296). 2015. Ethicon, Inc. **3.** Technical Memo CT12009. December 12, 2012. Ethicon, Inc. **4.** Technical Memo CTO9022. January 20, 2010. Ethicon, Inc. **5.** Perkins J, Nawrocki J. STRATAFIX Symmetric PDS Plus – Mass of Size 1 Fixation Tab vs. Size 1 PDS Suture Knot Tower. October 31, 2012. Ethicon, Inc. **6.** V-Loc™ 180 Absorbable Wound Closure Device Instructions for Use. Medtronic. **7.** Moran ME, Marsh C, Perrotti M. Bidirectional-barbed sutured knotless running anastomosis v classic Van Velthoven suturing in a model system. *J Endourol.* 2007;21(10):1175-1178. **8.** Vakil JJ, O'Reilly MP, Sutter EG, Mears SC, Belko SM, Khanuja HS. Knee arthroscopy repair with a continuous barbed suture: a biomechanical study. *J Arthroplasty.* 2011;26(5):710-713. **9.** Eickmann T, Quane E. Total knee arthroplasty closure with barbed sutures. *J Knee Surg.* 2010;23(3):163-167. **10.** Einarsson JI, Chavan NR, Suzuki Y, Jonsdottir G, Vellinga TT, Greenberg JA. Use of bidirectional barbed suture in laparoscopic myomectomy: evaluation of perioperative outcomes, safety, and efficacy. *J Minim Invasive Gynecol.* 2011;18(1):92-95. **11.** Levine BR, Ting N, Della Valle CJ. Use of a barbed suture in the closure of hip and knee arthroplasty wounds. *Orthopedics.* 2011;34(9):e473-e475. doi:10.3928/014774472011071435. **12.** Nawrocki J. Report for Assessment of Real Time In-Vitro BSR Testing of STRATAFIX Spiral PDS Plus, STRATAFIX Spiral Monocryl PLUS, V-Loc 90 and V-Loc 180 barbed suture devices. 100552029. July 14, 2017. Ethicon, Inc. **13.** Berríos-Torres SI, Umscheid CA, Bratzler DW, et al. Centers for Disease Control and Prevention Guideline for the Prevention of Surgical Site Infection, 2017. *JAMA Surg.* doi:10.1001/jamasurg.2017.0904. **14.** Global guidelines on the prevention of surgical site infection. World Health Organization website. <http://www.who.int/gpsc/ssi-prevention-guidelines/en/>. Accessed October 5, 2018. **15.** Ban KA, Minei JP, Laronga C, et al. American College of Surgeons and Surgical Infection Society: Surgical Site Infection Guidelines, 2016 Update. *J Am Coll Surg.* 2016;224:59-74. **16.** National Institute for Health and Care Excellence (NICE) Guideline. Surgical site infections: prevention and treatment. NICE website. <https://www.nice.org.uk/guidance/ng125/chapter/Recommendations#closuremethods>. Accessed February 14, 2022. **17.** Prevention of postoperative wound infections. Recommendation of the Committee for Hospital Hygiene and Infection Prevention (KRINKO) at the Robert Koch Institute. *Bundesgesundheitsbl.* 2018; 61(4):448-473. **18.** Ming X, Rothenburger S, Nichols MM. In vivo and in vitro antibacterial efficacy of PDS Plus (polydioxanone with triclosan) suture. *Surg Infect (Larchmt).* 2008;9(4):451-457.