


Anterior Approach

Evidence Summary





Anterior Approach

Total hip arthroplasty (THA) is a clinically successful and cost effective procedure with patients typically experiencing meaningful improvements in function and pain severity.¹ The shift towards value-based healthcare and the need to deliver more in a financially constrained environment means healthcare providers are increasingly looking for ways to improve outcomes and the cost effectiveness of procedures.

The Anterior Approach is a surgical approach which allows surgeons to work between the muscles and tissues without the need to release any muscles or tendons from the pelvis or femur. An increasing body of evidence suggests the Anterior Approach supports faster recovery,^{1,2} improvements in short term outcomes^{1,3} and reductions in the total cost of care.⁷⁻⁸

ANTERIOR ADVANTAGE™ Hip Solutions is a defined solution for the Anterior Approach, inclusive of DePuy Synthes hip implant products, instrumentation, enabling technologies, and world class professional education. These resources are designed to help decrease the learning curve, and increase OR efficiencies and surgical reproducibility, with the goal of better patient outcomes. As a defined solution for the Anterior Approach, ANTERIOR ADVANTAGE Hip Solutions delivers the clinical benefits of Anterior Approach¹⁻³ with measurable reductions in narcotics consumption and pain compared to traditional approaches.⁸

In-Hospital Outcomes with Anterior Versus Posterior Approaches in Total Hip Arthroplasty: Meta-Analysis of Randomized Controlled Trials²

Miller LE, Kamath, AF, Boettner F, and Bhattacharyya SK. Journal of Pain Research. 2018 July. 11: 1327-1334

A meta-analysis of 7 randomized controlled trials (RCTs) including 609 patients compared in-hospital and recovery outcomes between anterior approach (AA) and posterior approach (PA) in primary total hip arthroplasty (THA).

Compared to PA, AA patients experienced:

- significant reduction in hospital stay (0.5 day shorter stay; $p=0.01$; 5 studies)
- 1.4 cm shorter incision ($p=0.045$; 5 studies)
- reduction in pain (0.5 points lower on 0-10 pain scale; $p=0.007$; 2 studies)
- reduction in opioid use (SMD=-0.39 corresponding to 12 fewer morphine equivalents per day, $p=0.01$; 2 studies)

Although AA was 16 minutes longer than PA ($p=0.002$) no significant differences were observed in operative blood loss, blood transfusions, and hospital complications.

Study name	Difference in Means	Statistics for each study		
		Lower limit	Upper limit	p-Value
Barrett (2013)	-0.7	-1.4	-0.1	0.034
Cheng (2017)	-0.2	-0.4	0.1	0.146
Christensen (2015)	-0.6	-1.0	-0.2	0.007
Zhang (2006)	-6.5	-12.1	-0.9	0.023
Zhao (2017)	-0.5	-1.0	-0.0	0.038
	-0.5	-0.8	-0.1	0.010

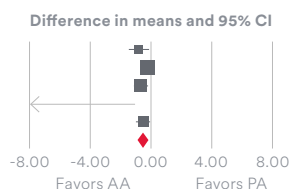


Figure 1. Hospital length of stay (days) with AA vs. PA in primary THA. Note a negative difference in mean indicates a more favourable outcome for AA compared to PA

Conclusion The results of this study demonstrate AA patients experience slightly less pain, require less opioid medication, and leave the hospital earlier.

Does Surgical Approach Affect Outcomes in Total Hip Arthroplasty Through 90 Days of Follow-Up? A Systematic Review with Meta-Analysis¹

Miller LE, Gondusky JS, Bhattacharyya S, Kamath AF, Boettner F, Wright J. Journal of Arthroplasty. 2018. 33(4):1296-1302.

The objective of this meta-analysis was to compare postoperative outcomes through 90 days in AA compared to PA THA. 13 prospective comparative studies were included in this review; 7 of which were RCT's. A total of 1044 patients were included in this meta-analysis.

Compared to PA, AA had significantly favourable postoperative outcomes through 90 days. A similar pattern was observed following sensitivity analyses.

Patients undergoing AA experienced:

- reduced pain severity (SMD = -0.37 (95%CI -0.52, -0.21); $P<0.001$)
- fewer narcotics consumed (SMD = -0.36 (95%CI -0.60, -0.13); $p=0.002$)
- better hip function (SMD = 0.31 (95%CI 0.11, 0.51); $p=0.002$)

Over 90 days of follow-up, no statistical differences in complication rates were detected between AA and PA.

Study name	Std Diff in Means	Statistics for each study		
		Lower limit	Upper limit	p-Value
Barrett (2013)	-0.125	-0.585	0.335	0.594
Cheng (2017)	-0.218	-0.679	0.242	0.353
Christensen (2015)	-0.588	-1.151	-0.024	0.041
Engdal (2017)	0.000	-0.628	0.628	1.000
Luo (2016)	-0.697	-1.065	-0.328	0.000
Poehling-Monaghan (2017)	-0.473	-0.870	-0.076	0.020
Rodriguez (2014)	-0.118	-0.476	0.240	0.519
Taunton (2014)	-0.441	-0.981	0.099	0.109
Zhao (2017)	-0.478	-0.841	-0.115	0.010
	-0.369	-0.523	-0.214	0.000

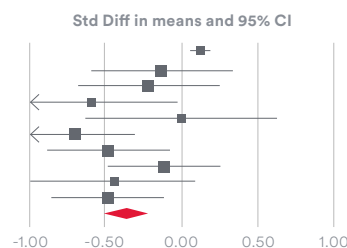


Figure 2. Pain severity in recovery of anterior v posterior approach in primary THA. Negative Standardised Mean Difference (SMD) indicates less pain severity

Conclusion In this study comparing postoperative outcomes through 90 days, patients treated with AA reported better hip function, less pain and consumed fewer narcotics. Furthermore, no statistical differences in complication rates were detected between AA and PA.

Influence of Surgical Approach on Complication Risk in Primary Total Hip Arthroplasty: A Systematic Review and Meta-Analysis³

Miller LE, Gondusky JS, Kamath AF, Boettner F, Wright J, Bhattacharyya S. *Acta Orthop.* 2018 Feb. 89(3): 289-294

The objective of this meta-analysis was to compare the complication risk with at least 1 year mean follow up for AA compared to PA THA. 19 studies consisting of 164,307 patients were included.

Compared to the PA, AA is associated with:

- 45% lower rate of infection (RR=0.55, p=0.002 from 7 studies)
- 35% lower rate of dislocation (RR=0.65, p=0.03 from 11 studies)
- 16% lower rate of reoperation (RR=0.84, p<0.001 from 16 studies)

AA was associated with a higher rate of patient-reported nerve injury from 2 studies, which was described as patient-reported sensory deficit or patient-reported nerve injury with no distinction between sensory or motor involvement.

Outcome	Effect Size Rate Ratio	Lower CI	Upper CI	P-Value
Infection (7 Studies)	0.55	0.38	0.8	0.002
Thromboemboli Even (4 Studies)	0.59	0.14	2.43	0.5
Heterotopic Ossification (4 Studies)	0.63	0.35	1.13	0.1
Dislocation (11 Studies)	0.65	0.44	0.95	0.03
Reoperation (16 Studies)	0.84	0.75	0.93	<0.001
Wound (5 Studies)	0.93	0.54	1.63	0.8
Fracture (10 Studies)	1.02	0.75	1.38	0.9
Nerve Injury (2 Studies)	2.31	1.22	4.39	0.01

Table 1. Complication rates with anterior versus posterior approach in primary total hip arthroplasty; expressed as a rate ratio (RR).

Note: RR>1 indicates higher complication incidence rate with anterior approach; RR<1 indicates lower complication incidence rate with anterior approach

Conclusion The results of this study comparing PA and AA at greater than 1 year follow up highlights AA in THA is associated with lower risk of reoperation, dislocation, and infection, but a higher risk of patient-reported nerve injury.

In-Hospital Cost Analysis of Total Hip Arthroplasty: Does Surgical Approach Matter?⁴

Petis SM, Howard JL, Lanting BA, Marsh JD, and Vasarhelyi EM. *Journal of Arthroplasty.* 2016. 31(1): 53-58

This study investigated the impact of surgical approach on the costs of THA from a hospital perspective in a publicly funded healthcare system. A micro costing approach was used to prospectively record costs of operating room time, length of stay, and medical and surgical interventions. This cost data was obtained for the anterior, posterior and lateral approach (LA). The paper concluded that compared to PA and LA; anterior approach significantly lowered the total cost of THA.

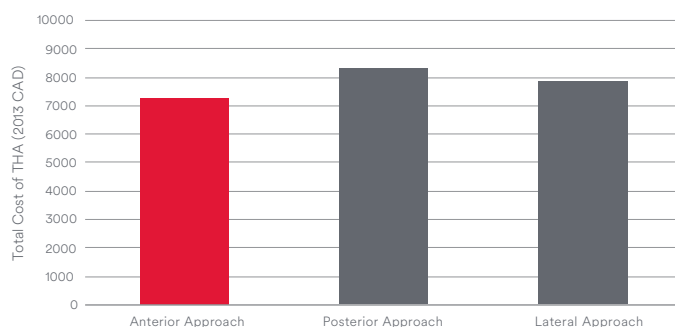


Figure 3. Total cost per procedure by approach

Medical resource utilization and costs for total hip arthroplasty: benchmarking an anterior approach.⁵

Kamath AF, Chitnis AS, Holy C, Lerner J, Curtin B, Lochow S, DeCook C, & Matta JM. (2017). *Journal of Medical Economics.* 21(2): 218-224 technique in the Medicare population

This study based on the Medicare population benchmarked healthcare resource utilization and costs for patients with THA via the ANTERIOR ADVANTAGE Hip Solutions relative to a matched cohort that considered all approaches. The authors concluded the ANTERIOR ADVANTAGE Hip Solutions is associated with significantly lower in-hospital and post-acute care costs when compared to PA and LA.

Conclusion The consistent results reported in both these cost analysis studies demonstrates the positive impact of AA on hospital costs and resource use..

ANTERIOR ADVANTAGE™ Hip Solutions

A defined solution for the Anterior Approach

Key message: Comparative Findings

Compared to posterior approach, anterior approach is associated with

Improved Short-Term outcomes and faster recovery

Several studies showed that compared to the posterior approach, ANTERIOR ADVANTAGE Hip Solutions is associated with:⁷⁻⁸

27.8%

reduction in hospital LOS
(70 ± 3.3 vs. 97 ± 5.5 hours, p < 0.0001)⁹

58%

lower pain score at
2-week follow-up
(2.2 vs 5.2 p<0.001)⁷

30.8%

lower narcotic usage on
post-operative days 1-3
(101 ± 12 vs. 146 ± 12 morphine
equivalent dose, p = 0.010)⁸

ANTERIOR ADVANTAGE Hip Solutions Clinical Results

Lower risk profile

Meta analysis findings showed that compared to posterior approach, ANTERIOR ADVANTAGE Solutions used with the anterior approach is associated with:

45%

lower rate
of infection
(RR=0.55, p=0.002)²

1.4cm

Shorter incision
(p=0.045)³

35%

Lower risk of
dislocation
(RR=0.65, p=0.03)³

16%

Lower risk of
reoperation
(RR=0.84, p<0.001)³

ANTERIOR ADVANTAGE Hip Solutions Meta Analyses Findings

Reduced cost of care

Anterior Approach decreases in-hospital and post acute care costs compared to other approaches⁴⁻⁶

\$6,206

cost savings per patient at 90 days with anterior
approach compared to the cohort of all other THA.⁶

ANTERIOR ADVANTAGE Hip Solutions

References:

1. Miller LE, Gondusky JS, Bhattacharyya S, Kamath AF, Boettner F, Wright J. Does Surgical Approach Affect Outcomes in Total Hip Arthroplasty Through 90 Days Follow-up? A Systematic Review with Meta-analysis. The Journal of arthroplasty. 2017 Nov 14.
2. Miller LE, Kamath AF, Boettner F, Bhattacharyya SK. In-hospital outcomes with anterior versus posterior approaches in total hip arthroplasty: meta-analysis of randomized controlled trials. Journal of Pain Research. 2018 Jan 1;11:1327-34.
3. Miller LE, Gondusky JS, Kamath AF, Boettner F, Wright J, Bhattacharyya S. Influence of surgical approach on complication risk in primary total hip arthroplasty: Systematic review and meta-analysis. Acta orthopaedica. 2018 May 4;89(3):289-94.
4. Petis SM, Howard JL, Lanting BA, Marsh JD, Vasarhelyi EM. In-hospital cost analysis of total hip arthroplasty: does surgical approach matter?. The Journal of arthroplasty. 2016 Jan 1;31(1):53-8.
5. Kamath AF, Chitnis AS, Holy C, Lerner J, Curtin B, Lochow S, DeCook C, Matta JM. Medical resource utilization and costs for total hip arthroplasty: benchmarking an anterior approach technique in the Medicare population. Journal of medical economics. 2018 Feb 1;21(2):218-24.
6. Miller LE, Martinson MS, Gondusky JS, Kamath AF, Boettner F, Bhattacharyya SK. Ninety-day postoperative cost in primary total hip arthroplasty: an economic model comparing surgical approaches. ClinicoEconomics and Outcomes Research. 2019; 11: 145-149.
7. Zawadsky MW, et al. "Early Outcome Comparison Between the Direct Anterior Approach and the Mini-Incision Posterior Approach for Primary Total Hip Arthroplasty: 150 Consecutive Cases." The Journal of Arthroplasty 2014; (29): 1256-1260. (Ant Adv)
8. Schweppe et al. Does Surgical Approach in Total Hip Arthroplasty Affect Rehabilitation, Discharge Disposition, and Readmission Rate? Surgical Technology International XXIII. 2013. Orthopedic Surgery, 219-227. (Ant Adv)

The third-party trademarks used herein are the trademarks of their respective owners.

Please refer to the instructions for use for a complete list of indications, contraindications, warnings and precautions.



Johnson & Johnson Medical Limited, Baird House, 4 Lower Gilmore Bank, Edinburgh, EH3 9QP, United Kingdom.
Incorporated and registered in Scotland under company number SC132162.

Distributed by:

DePuy Orthopaedics, Inc.

700 Orthopaedic Drive
Warsaw, IN 46582
USA
Tel: +1 (800) 366 8143
Fax: +1 (800) 669 2530

DePuy Ireland UC

Loughbeg
Ringaskiddy
Co. Cork
Ireland
Tel: +353 21 4914 000
Fax: +353 21 4914 199

www.depuysynthes.com