OCTARAY™ Mapping Catheter with TRUEref™ Technology

First-in-human study showed good safety profile and positive physician feedback[1]

Prospective Feasibility Study

- 5 European Hospitals
- 31 Patients (male, 87.1%; age, mean 67.8 yrs)
- Scar-Related AT/AFL, Ischemic VT, and PsAF

Safety

Overall SAE

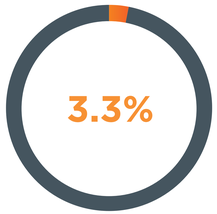

No device-related SAE[a]

Physician Feedback

% User expressed "Met or Above Expectation" for the following:

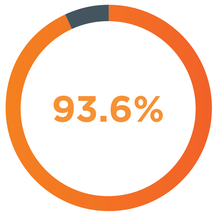

Speed for pre-procedure mapping[b]

Design and coverage for PVI confirmation[b]

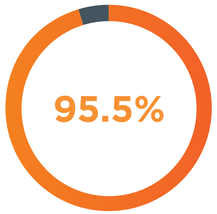

Bipolar signal noise level

Adapted from Sarkozy, et al. *J Interv Card Electrophysiol.* 2022.doi: 10.1007/s10840-022-01176-2

DO NOT use OCTARAY™ Mapping Catheter with TRUEref™ Technology in patients with prosthetic valves.

AT, atrial tachycardia; AFL, atrial flutter; PsAF, persistent atrial fibrillation; SAE, serious adverse events; VT, ventricular tachycardia

[1] Sarkozy A, Vijgen J, De Potter T, et al. An early multicenter experience of the novel high-density star-shaped mapping catheter in complex arrhythmias. *J Interv Card Electrophysiol.* 2022. Online ahead of print March 26, 2022. doi: 10.1007/s10840-022-01176-2.

[a] Heart failure in 1/30 patients in the safety population

[b] Compared to PENTARAY™ NAV ECO High Density Mapping Catheter

Important Information: Prior to use, refer to the instructions for use supplied with this device for indications, contraindications, side effects, warnings and precautions.

Caution: US law restricts this device to sale by or on the order of a physician

Biosense Webster®

PART OF THE Johnson & Johnson FAMILY OF COMPANIES

© Biosense Webster Inc. 2022 205652 – 220401